

40 years in the compressed air industry.



Compressed Air Systems

About Us

At SpeedAir, we began our journey in 1986 by providing service and sales. Combining this deep-rooted experience from the industry with our production vision, we have transformed into a brand specializing in compressed air technologies. In compressor systems, the heart of industrial facilities, we bring together the principles of durability, energy efficiency, and uninterrupted performance. With our modern production line and nearly 40 years of technical expertise, we are not just a machine manufacturer, but a strategic solution partner that increases the efficiency of your business.

Our Mission

To offer our customers low-operating-cost and environmentally friendly compressed air systems by combining the latest technologies in the sector with domestic production power. By reflecting our field experience in our products, we aim to minimize energy losses for businesses of all sizes and contribute to their global competitiveness.

Our Vision

To maintain the trust we have gained in the field of compressed air systems, transform technology into user-friendly solutions, and continue to be the first and most reliable solution partner for all our customers' compressed air needs.

Quality and Certifications

Every stage of our production processes is meticulously managed in accordance with international standards. SpeedAir; ISO 9001:2015 Quality Management System, CE

Our Export Activities

Our Company export our products especially Europe countries and Turkish speaking republics and middle east countries. Mainly we export these countries :

Eastern Europe :

- Ukraine
- Bulgaria
- Romania
- Russia
- Moldova

Turki Repubics :

- Azerbaijan
- Kazakshan
- Uzbekistan
- Turkmenistan

Middle East

- Iraq



Our Product Range

Professional solutions tailored to your needs and application area:

VSD Screw Compressors: Minimize energy costs by operating according to your air requirements thanks to variable speed motor technology.

16 Bar Laser Cutting Compressors: A high-performance series specifically designed for laser cutting machines, providing high pressure and continuous airflow.

Compressed Air Dryers: Efficient cooling systems that remove moisture from your system by condensation, extending the life of your machines.

Chemical Air Dryers: Adsorption systems providing high-purity dry air for sensitive applications requiring very low dew points.

Piston Compressors: Economical, robust, and easy-to-maintain classic compressed air solutions for small and medium-sized businesses.

Slobas Low-Pressure Compressors: Systems specifically developed for industrial processes requiring high flow rates but operating at low pressures.

Mobile Diesel Compressors: Units offering high mobility and powerful performance in construction sites and outdoor conditions where there is no electrical connection.

SpeedAir: Combining power and efficiency since 1986.

Our Memberships



Our Certificates



Tank-mounted screw compressor 7.5 - 22 kW



Compact and Plug-and-Play Design

The air tank, dryer, and filtration system are offered in a single unit. It eliminates the need for additional installation and assembly, saving on installation costs.

24/7 Uninterrupted Performance

Developed for industrial use, Speedair screw compressors provide stable air production without overheating problems during long periods of operation. Ideal for businesses with continuous production.

Low Maintenance and Long Service Intervals

Having fewer moving parts than piston systems, screw compressors protect your operating budget with long maintenance intervals and affordable spare parts costs.

Quiet and Vibration-Free Operation

Thanks to its enclosed cabinet design, it operates at a low noise level, providing comfort in the working environment.

Economical Operating Costs

Thanks to the high-efficiency motor and optimized screw group, energy consumption is minimized. This means the price you pay for the screw compressor pays for itself quickly through falling electricity costs.

TECHNICAL TABLE

MODEL	Maks. Basınç	Kapasite	Motor Gücü						Ölçüler (mm)		
	Bar	m ³ /dk	kW	HP	Tank Hacmi	Kurutucu	dB(A)	Ağırlık (kg)	En	Boy	Yükseklik
S 7 compact	7.5	1.23	7.5	10	500	var	69	400-493	750	1850	1770
	10	0.97									
	13	0.82									
S 11 compact	7.5	1.87	11	15	500	var	69	440-528	750	1850	1770
	10	1.62									
	13	1.34									
S 15 compact	7.5	2.43	15	20	500	var	70	490-603	750	1850	1770
	10	2.11									
	13	1.8									
S 18 compact	7.5	3.13	18.5	25	1000	var	70	715-818	940	2000	2140
	10	2.73									
	13	2.32									
S 22 compact	7.5	3.67	22	30	1000	var	70	730-848	940	2000	2140
	10	3.22									
	13	2.77									

Fixed Speed Screw Compressors 7.5 - 55 kW



Low Initial Cost: Fixed-speed screw compressors have a simpler design compared to variable-speed models. This results in lower initial costs.

Energy Efficiency: Fixed-speed compressors generally operate most efficiently when running at 100% load. However, their efficiency may be lower at lower loads. Therefore, they may only be more efficient in applications requiring a constant airflow.

High Pressure and Airflow: Fixed-speed screw compressors provide a constant airflow at a given capacity. These types of compressors can be ideal for systems requiring continuous air in industrial production lines.

SpeedAir constant-speed screw compressors are a type of air compressor commonly used in industrial settings to provide high-pressure air. These compressors are designed to operate at a constant speed. That is, while the motor operates at a specific speed, the compressor compresses air at a constant rate. These types of compressors are generally used in applications requiring a single type of air.

Operating Principle

Constant-speed screw compressors, like other screw compressors, compress air using two helical (screw) rotors. These rotors rotate continuously, compressing the air until it is expelled from the air intake. In constant-speed models, the motor operates at a specific constant speed, therefore the compression process also occurs at a constant capacity.

Features of Constant-Speed Screw Compressors

Constant Operating Speed: In constant-speed compressors, the motor rotates at a specific speed, and the compressor operates at a constant capacity. This feature provides an advantage in applications where a specific airflow rate is required.

High Reliability: Constant-speed compressors are highly reliable due to their simple structure and constant speed operation. Because there is no speed variation, the system is easier to control and maintain.

Advantages

Simple Design: Fixed-speed compressors have a simple design where the motor speed is constant, making maintenance and operation easier.

Low Initial Cost: The absence of extra components such as variable speed control reduces initial investment costs.

Long Lifespan: Fixed-speed models generally have a long lifespan because they have fewer moving parts.

Applications

Systems Requiring Continuous Air: Widely used in industrial production lines, automation systems, or applications with continuous air consumption.

Small and Medium-Sized Industries: Ideal for small and medium-sized businesses where the compressor needs to operate at a constant capacity.

Factories and Workshops: Constant-speed screw compressors are used in workshops and factories requiring a continuous air flow.

TECHNICAL TABLE FOR CONSTANT SPEED COMPRESSORS

MODEL	Maks. Basınç	Kapasite	Motor Gücü					Ölçüler (mm)		
	Bar	m ³ /dk.	kW	HP	dB(A)	Ağırlık (kg)	Bağlantı Çapı	En	Boy	Yükseklik
S 7	7.5	1.23	7.5	10	69	230-248	3/4 "	750	1170	1120
	10	0.97								
	13	0.82								
S 11	7.5	1.87	11	15	69	290-308	3/4 "	750	1170	1120
	10	1.62								
	13	1.34								
S 15	7.5	2.43	15	20	70	350-368	3/4 "	750	1170	1120
	10	2.11								
	13	1.8								
S 18	7.5	3.13	18.5	25	70	440-470	3/4 "	900	1350	1255
	10	2.73								
	13	2.32								
S 22	7.5	3.67	22	30	70	500-530	3/4 "	900	1350	1255
	10	3.22								
	13	2.77								
S 30	7.5	4.97	30	40	70	580-610	3/4 "	900	1350	1255
	10	4.29								
	13	3.73								
S 37	7.5	6.21	37	50	70	660-740	1 1/4 "	1020	1390 *1700	1610
	10	5.4								
	13	4.61								
S 45	7.5	7.46	45	60	72	840-920	1 1/4 "	1020	1390 *1700	1610
	10	6.43								
	13	5.55								
S 55	7.5	9.72	55	75	74	1400- 1445	1 1/2 "	1450	1600	1750
	10	8.5								
	13	7.2								

VSD V Screw Compressors 7.5 - 55 kW



Low Noise Level: Thanks to VSD motors and advanced designs, these types of compressors generally operate more quietly.

High Efficiency and Energy Saving: VSD technology optimizes motor speed according to air demand, preventing unnecessary energy consumption. This results in energy savings in the long run.

Durability and Long Lifespan: Screw compressors are generally durable and long-lasting because they experience less wear and tear.

This type of compressor is particularly preferred due to its smaller footprint. It is widely used in industrial facilities, automation systems, construction machinery, and production lines. Energy efficiency and low maintenance costs make the SpeedAir VSD V Poly belt-driven screw compressor a preferred option.

Poly Belt Driven Screw Compressors with Inverter

The SpeedAir VSD V Poly belt-driven screw compressor is a device used in industrial applications to provide air pressure. These compressors are equipped with variable speed drive (VSD) motor technology, which provides high efficiency and low energy consumption. Here are some features of this type of compressor:

Screw Compressor Technology: Screw compressors perform air intake and compression via rotors. In this technology, air is compressed between two helical screws to reach high pressure.

VSD (Variable Speed Drive): VSD is a system that adjusts the speed of the compressor motor according to the air demand. This saves energy and ensures optimum efficiency throughout the compressor's operating time.

Poly Belt Drive System: Belt drive systems are a crucial component providing power transmission between the motor and the compressor. Poly belts are preferred for their high efficiency and low energy loss. The advantage of this system is that it ensures smooth motor operation, offering long-lasting performance.



TECHNICAL TABLE FOR VSD V SCREW COMPRESSORS

MODEL	Maks. Basınç	Kapasite	Motor Gücü					Ölçüler (mm)		
	Bar	m ³ /dk	kW	HP	dB(A)	Ağırlık (kg)	Bağlantı Çapı	En	Boy	Yükseklik
S 7 VSD	7.5	1.23	7.5	10	69	230-248	3/4 "	750	1170	1120
	10	0.97								
	13	0.82								
S 11 VSD	7.5	1.87	11	15	69	290-308	3/4 "	750	1170	1120
	10	1.62								
	13	1.34								
S 15 VSD	7.5	2.43	15	20	70	350-368	3/4 "	750	1170	1120
	10	2.11								
	13	1.8								
S 18 VSD	7.5	3.13	18.5	25	70	440-470	3/4 "	900	1350	1255
	10	2.73								
	13	2.32								
S 22 VSD	7.5	3.67	22	30	70	500-530	3/4 "	900	1350	1255
	10	3.22								
	13	2.77								
S 30 VSD	7.5	4.97	30	40	70	580-610	3/4 "	900	1350	1255
	10	4.29								
	13	3.73								
S 37 VSD	7.5	6.21	37	50	70	660-740	1 1/4 "	1020	1390 *1700	1610
	10	5.4								
	13	4.61								
S 45 VSD	7.5	7.46	45	60	72	840-920	1 1/4 "	1020	1390 *1700	1610
	10	6.43								
	13	5.55								
S 55 VSD	7.5	9.72	55	75	74	1400- 1445	1 1/2 "	1450	1600	1750
	10	8.5								
	13	7.2								

Inverter-controlled A-type screw compressors 18-315 kW



Uzun Ömür: Yüksek kaliteli bileşenler ve dayanıklı yapılar sayesinde uzun ömürlüdür. Aynı zamanda düşük bakım gereksinimi ile verimli çalışırlar.

Yüksek Verimli Performans: Sabit hızda çalışan kompresörlere kıyasla, hız ayarı yapılabilen modellerde daha yüksek performans sağlar.

Çevre Dostu: Enerji tasarrufu sağladığı için karbon salınımını da azaltır ve çevre dostu bir çözüm sunar.

Dijital Kontrol: Çoğu model, dijital ekranlar ve kontrol panelleri ile kolay kullanım ve izleme imkanı sağlar.

SpeedAir VSD DA Vidalı Kompresörler, özellikle değişken hava talebine sahip işletmelerde, enerji maliyetlerini azaltmak ve verimli hava basma çözümleri sunmak amacıyla tercih edilmektedir.

Speedair Vsd Da Vidalı Kompresörler İnvertörlü Direk Akuple Vidalı Kompresör

Kapasite- 18 kw- 315 kw / 8 Bar- 10 Bar- 13 Bar / 2.43 m³-
55.20 m³ /dakika

SpeedAir VSD DA Vidalı Kompresörler,İnvertörlü direkt Akuple enerji verimliliği sağlamak ve endüstriyel hava basıncı ihtiyaçlarını karşılamak için geliştirilmiş modern ve yüksek performanslı kompresörlerdir. Bu tip kompresörler, genellikle değişken hız tahrik sistemine (VSD - Variable Speed Drive) sahip olup, bu sayede enerji tüketimini optimize ederler. Vidalı kompresörler, havayı sıkıştırmak için dişli mekanizmalar kullanırken, VSD teknolojisi, motordaki hızın, hava talebine göre ayarlanmasını sağlar.

SpeedAir VSD DA Vidalı Kompresörlerin Özellikleri:

Enerji Verimliliği: VSD teknolojisi sayesinde, kompresör sadece ihtiyaç duyulan miktarda hava üreterek enerji tasarrufu sağlar. Hızın değişken olması, gereksiz enerji harcamalarının önüne geçer.

Düşük Ses Seviyesi: Vidalı kompresörler, düşük ses seviyeleriyle çalışacak şekilde tasarlanmıştır, bu da gürültü kirliliğini azaltır.



TECHNICAL TABLE FOR INVERTER-OPERATED SCREW COMPRESSORS

MODEL	Maks. Basınç	Kapasite	Motor Gücü					Ölçüler (mm)		
	Bar	m ³ /dk	kW	HP	dB(A)	Ağırlık (kg)	Bağlantı Çapı	En	Boy	Yükseklik
S 18 VSD DA	7.5	3.27	18.5	25	71	470	3/4 "	900	1600	1410
	10	2.85								
	13	2.43								
S 22 VSD DA	7.5	3.82	22	30	71	500	3/4 "	900	1600	1410
	10	3.36								
	13	2.89								
S 30 VSD DA	7.5	5.04	30	40	71	700	1 "	900	1600	1410
	10	4.67								
	13	3.89								
S 37 VSD DA	7.5	6.42	37	50	71	840	1 1/4 "	1150	1500	1610
	10	5.58								
	13	4.77								
S 45 VSD DA	7.5	7.62	45	60	72	920	1 1/2 "	1150	1500	1610
	10	6.7								
	13	5.79								
S 55 VSD DA	7.5	10.18	55	75	74	1450	1 1/2 "	1450	1600	1750
	10	8.86								
	13	7.53								
S 75 VSD DA	7.5	13.29	75	100	75	2120	2 "	1650	2000	1900
	10	11.74								
	13	10.17								
S 90 VSD DA	7.5	16.94	90	125	75	2350	2 "	1650	2000	1900
	10	14.69								
	13	12.51								
S 110 VSD DA	7.5	20.29	110	150	76	2740	2 "	1600	3200	1855
	10	17.76								
	13	15.28								
S 132 VSD DA	7.5	23.86	132	180	77	3250	3 "	1600	3200	1855
	10	21.07								
	13	18.28								
S 160 VSD DA	7.5	30.23	160	220	77	3980	3 "	1950	3500	2055
	10	26.11								
	13	21.62								
S 200 VSD DA	7.5	41.02	200	270	78	5310	4 "	2150	3700	2350
	10	34.22								
	13	28.37								
S 250 VSD DA	7.5	50.21	250	340	78	6250	4 "	2150	3700	2350
	10	42.1								
	13	35.69								
S 315 VSD DA	7.5	55.25	315	430	79	6550	4 "	2150	3900	2350
	10	46.42								
	13	39.75								

Inverter-controlled A+ Screw Compressors 18-355 kW



Speedair A+Plus Screw Compressors

Inverter-Controlled Direct Coupled Screw Compressor (Capacity Controlled High Flow Rate)

Capacity: 18 kW- 355 kW / 7.5 bar- 13 Bar / 2.40 m³ / 69 m³ / minute

SpeedAir VSD (Variable Speed Drive) and DA (Direct Air) plus screw compressors are advanced technologies used in industrial air compressor systems. Both terms have a significant impact on the efficiency and performance of compressors. Let's examine each one in more detail:

VSD (Variable Speed Drive):

VSD saves energy by adjusting the speed of the compressor motor according to the need.

The compressor can change its speed according to the amount of air used. This increases the efficiency of compressors, especially under variable load conditions, and prevents unnecessary energy consumption.

VSD technology ensures that the compressor operates more efficiently and has a longer lifespan.

DA (Direct Air) Plus:

DA indicates the compressor's direct air supply

capability. "Plus" means additional features or improved efficiency.

Direct Air Plus typically provides higher efficiency, lower noise levels, and more stable performance.

These types of compressors may be optimized for different application needs.

Screw Compressors:

Screw compressors perform the air compression process via screw rotors. This provides a more efficient and continuous airflow compared to reciprocating compressors.

These types of compressors can operate with lower vibration and noise and require less maintenance.

Advantages of VSD DA Plus Screw Compressors:

Energy efficiency: Thanks to VSD technology, the motor speed is adjusted according to altitude, thus saving energy.

Less maintenance: Screw compressors generally operate with less wear and tear.

Lower operating costs: The variable speed drive adapts to air demand, reducing energy costs.



TECHNICAL TABLE FOR INVERTER-POWERED A+ SCREW COMPRESSORS

MODEL	Maks. Basınç	Kapasite	Motor Gücü					Ölçüler (mm)		
	Bar	m ³ /dk	kW	HP	dB(A)	Ağırlık (kg)	Bağlantı Çapı	En	Boy	Yükseklik
S 18 VSD DA PRO	7.5	3.48	18.5	25	71	500	3/4 "	900	1600	1410
	10	2.92								
	13	2.37								
S 22 VSD DA PRO	7.5	4.13	22	30	71	530	3/4 "	900	1600	1410
	10	3.5								
	13	2.89								
S 30 VSD DA PRO	7.5	5.53	30	40	72	735	1 "	900	1600	1410
	10	4.77								
	13	4.03								
S 37 VSD DA PRO	7.5	7.37	37	50	73	875	1 1/4 "	1150	1500	1610
	10	6.29								
	13	5.19								
S 45 VSD DA PRO	7.5	9.31	45	60	73	955	1 1/2 "	1150	1500	1610
	10	8.02								
	13	6.64								
S 55 VSD DA PRO	7.5	11.29	55	75	74	1500	1 1/2 "	1450	1600	1750
	10	9.74								
	13	8.43								
S 75 VSD DA PRO	7.5	14.97	75	100	74	2175	2 "	1650	2000	1900
	10	12.9								
	13	10.9								
S 90 VSD DA PRO	7.5	19.03	90	125	75	2420	2 "	1650	2000	1900
	10	15.79								
	13	13.12								
S 110 VSD DA PRO	7.5	22.84	110	150	76	2800	2 "	1600	3200	1855
	10	19.27								
	13	16.06								
S 132 VSD DA PRO	7.5	26.73	132	180	78	3350	3 "	1600	3200	1855
	10	21.76								
	13	18.63								
S 160 VSD DA PRO	7.5	34.49	160	220	78	4100	3 "	1950	3500	2055
	10	28.61								
	13	23.24								
S 200 VSD DA PRO	7.5	42.68	200	270	79	5450	4 "	2150	3700	2350
	10	35.64								
	13	29.68								
S 250 VSD DA PRO	7.5	52.22	250	340	80	6400	4 "	2150	3700	2350
	10	43.82								
	13	37.3								
S 315 VSD DA PRO	7.5	62.13	315	430	81	6650	4 "	2150	3900	2350
	10	53.65								
	13	45.42								
S 355 VSD DA PRO	7.5	68.94	355	480	82	6750	4 "	2150	3900	2350
	10	60.07								
	13	51.24								

ESC Series Screw Compressors 7.5 kW - 132 kW



Key Features:

- Energy efficiency
- Durable and long-lasting screw block design
- Easy maintenance and service
- Low operating cost
- Reliable performance

Application Areas:

- Industrial production
- Paint and sandblasting lines
- Maintenance and repair workshops
- Packaging and process applications

Economical Screw Compressor with Inverter

Speedair ESC Series Screw Compressors are economical screw air compressors that offer high performance at an affordable cost.

They are the ideal solution designed for industrial applications, workshops, and mass production lines.

Why Speedair ESC?

- High economic benefit
- Strong airflow and pressure stability
- Convenient spare parts and service support



TECHNICAL TABLE FOR ESC SERIES SCREW COMPRESSORS

MODEL	Maks. Basınç	Kapasite	Motor Gücü		dB(A)	Ağırlık (kg)	Bağlantı Çapı	Ölçüler (mm)		
	Bar	m ³ /dk	kW	HP				En	Boy	Yükseklik
S 7 VSD	7.5	1.23	7.5	10	69	230-248	3/4 "	750	1170	1120
	10	0.97								
	13	0.82								
S 11 VSD	7.5	1.87	11	15	69	290-308	3/4 "	750	1170	1120
	10	1.62								
	13	1.34								
S 15 VSD	7.5	2.43	15	20	70	350-368	3/4 "	750	1170	1120
	10	2.11								
	13	1.8								
S 18 VSD	7.5	3.13	18.5	25	70	440-470	3/4 "	900	1350	1255
	10	2.73								
	13	2.32								
S 22 VSD	7.5	3.67	22	30	70	500-530	3/4 "	900	1350	1255
	10	3.22								
	13	2.77								
S 30 VSD	7.5	4.97	30	40	70	580-610	3/4 "	900	1350	1255
	10	4.29								
	13	3.73								
S 37 VSD	7.5	6.21	37	50	70	660-740	1 1/4 "	1020	1390 *1700	1610
	10	5.4								
	13	4.61								
S 45 VSD	7.5	7.46	45	60	72	840-920	1 1/4 "	1020	1390 *1700	1610
	10	6.43								
	13	5.55								
S 55 VSD	7.5	9.72	55	75	74	1400-1445	1 1/2 "	1450	1600	1750
	10	8.5								
	13	7.2								

TECHNICAL TABLE FOR ESC SERIES SCREW COMPRESSORS

MODEL	Maks. Basınç	Kapasite	Motor Gücü					Ölçüler (mm)		
	Bar	m ³ /dk	kW	HP	dB(A)	Ağırlık (kg)	Bağlantı Çapı	En	Boy	Yükseklik
S 75 VSD	7.5	12.82	75	100	75	1670- 1750	2"	1650	2000	1900
	10	11.31								
	13	9.77								
S 90 VSD	7.5	16.34	90	125	75	2250- 2330	2"	1650	2000	1900
	10	14.15								
	13	12.02								
S 110 VSD	7.5	19.67	110	150	76	2650- 2740	2"	1700	2700	1855
	10	17.1								
	13	14.68								
S 132 VSD	7.5	22.96	132	180	77	3000- 3090	2"	1700	2700	1855
	10	20.23								
	13	17.52								



Laser Cutting Compressor 15 kW - 22 kW - 16 Bar



Why is a Special Compressor for Laser Cutting Necessary?

It improves cutting quality → Clean air ensures burr-free and smooth cuts.

It protects the laser head → Oil-free and dry air prevents damage to the optical system.

It guarantees stable operation → Laser systems are sensitive to pressure fluctuations.

It reduces metal oxidation → Humid air can cause oxidation on the cut surface.

It Laser Cutting Compressor Specifications:

Screw system: Ideal for continuous operation

With dryer: Air dryer is a must

Filtration systems: Must completely remove oil, dust, and moisture

High air pressure and flow rate: 13- 15- 20 bar.

Must have the capacity to meet the needs of the laser.

The laser cutting screw compressor is a special industrial compressor that provides constant pressure, clean, and dry air to meet the precise needs of laser cutting machines.

The system is usually installed as a compressor + dryer + filter set and chemical dryer.

Speedair Laser Cutting Screw Compressor 16 Bar - 20 Bar High Pressure Screw Compressor

A laser cutting screw compressor is a screw air compressor that provides high-quality and continuous compressed air used in laser cutting machines. Clean, dry, and constant pressure air is crucial in laser cutting processes; these compressors are selected or configured specifically for this need.

TEKNİK TABLO

MODEL	Maks. Basınç	Kapasite	Motor Gücü						Ölçüler (mm)		
	Bar	m ³ /dk	kW	HP	Tank Hacmi	Kurutucu	dB(A)	Ağırlık (kg)	En	Boy	Yükseklik
S 11 Lazer Kesim	16	0.90	11	15	500	var	69	440-528	750	1850	1770
S 15 Lazer Kesim	16	1.70	15	20	500	var	70	490-603	750	1850	1770
S 22 Lazer Kesim	16	2.50	22	30	1000	var	70	730-848	940	2000	2140

Single and Double Stage Piston Compressors



Speedair TK-CK piston compressor series is designed to provide reliable and high-quality compressed air source in different industrial applications. TK and CK series piston compressors that meet the uninterrupted air requirement of small businesses, increase your productivity with easy access to spare parts and low maintenance costs.

All models in high-quality piston compressor series offer mobility, low noise and ease of use.

Teknik Özellikler (LS - 7,5 HP)										
Model	Tank Hacmi	Hava Emiş	Basınç	Silindir Sayısı	Silindir Çapı	Motor Gücü	Boyutlar			Ağırlık
							En	Boy	Yükseklik	
TEK KADEMELİ	lt	lt/dak.	bar		mm	HP	mm			kg
TK-200/2X70 M	200	340	8	2	70-70	2 (220V)	550	1500	1050	150
TK-200/2X70	200	340	8	2	70-70	2	550	1500	1050	150
TK-300/2X90	300	500	8	2	90-90	4	560	1700	1030	187
TK-300/2X93-S*	300	700	8	2	90-90	5.5	560	1700	1050	190
TK-500/2X101-S	500	700	8	2	90-90	5.5	650	1950	1380	326
TK-500/2X110*	500	750	8	2	110-110	7.5	650	1950	1380	326
TK-500/3X110*	500	1150	8	3	3x110	7.5	650	1950	1380	350
TK-500/3X110-10**	500	1270	8	3	3x110	10	650	1950	1380	355

Compressed Air Dryers Dew Point +3°C -16 Bar



Extends equipment life.

Filters

Along with gas-cooled air dryers, filters are commonly used to remove dirt, oil, and particles from the system. These filters can be of various types, including:

Particle Filters: Remove dust and dirt from compressed air.

Oil Separator Filters: Remove oil vapors from the air.

Activated Carbon Filters: Help remove odors, oil, and chemicals.

The correct selection of air dryers and filters is important for the healthy and efficient operation of the system. Regular maintenance of these components is necessary, especially in high humidity and polluted air conditions.

Gas-Cooled Compressed Air Dryers

Gas-cooled air dryers are devices that help improve air quality by removing moisture from compressed air systems. These types of dryers are generally used in compressor systems and collect moisture in the compressed air line by condensing it through cooling.

The working principle of gas-cooled air dryers can be summarized as follows:

Air Inlet: The compressed air entering the system usually carries a high moisture content.

Cooling: This air is cooled by a cooling system (using a gas cooler). The cooling process causes the moisture in the air to condense.

Condensed Water: The condensed water droplets are removed from the system by a discharge mechanism.

Drying: The dry air is directed to other components of the system.

Benefits of Gas-Cooled Air Dryers:

Reduces the risk of rust and corrosion by removing water from the air system.

Increases system efficiency.



TECHNICAL TABLE FOR COMPRESSED AIR DRYERS

MODEL	Kapasite 7 Bar, 35 °C Giriş, 25 °C Ortam Sıcaklığında Maksimum		Bağlantı Çapı	Voltaj V / ~ / Hz	Basınç Düğüümü (mbar)	Maks. Çalışma Basıncı (Bar)	Maks. Ortam Sıcaklığı (°C)	Maks. Giriş Sıcaklığı (°C)	Kurutucu İperisine Konacak Filtre Modeli m ³ /saat
	m ³ /min	cfm							
S 18	0,30	10,59	1/2"	230/1/50	100	16	60	70	GKO45 MX+MY
S 30	0,50	17,66	1/2"	230/1/50	140	16	60	70	GKO45 MX+MY
S 42	0,70	24,72	1/2"	230/1/50	220	16	60	70	GKO45 MX+MY
S 55	0,92	32,49	1/2"	230/1/50	50	16	60	70	GKO70 MX+MY
S 66	1,10	38,85	3/4"	230/1/50	100	16	60	70	GKO150 MX+MY
S 96	1,60	56,50	3/4"	230/1/50	150	16	60	70	GKO150 MX+MY
S 130	2,16	76,49	3/4"	230/1/50	100	16	60	70	GKO150 MX+MY
S 168	2,80	98,88	1 1/2"	230/1/50	150	16	60	70	GKO500 MX+MY
S 240	4,00	141,26	1 1/2"	230/1/50	80	16	60	70	GKO500 MX+MY
S 300	5,00	176,57	1 1/2"	230/1/50	120	16	60	70	GKO500 MX+MY
S 396	6,60	233,08	2"	230/1/50	100	16	60	70	GKO851 MX+MY
S 498	8,30	293,11	2"	230/1/50	100	16	60	70	GKO1210 MX+MY
S 660	11,00	388,46	2"	230/1/50	120	16	60	70	GKO1210 MX+MY
S 870	14,50	512,06	2"	230/1/50	220	16	60	70	GKO1210 MX+MY
S 1110	18,50	653,32	3"	400/3/50	180	16	60	70	GKO1820 MX+MY
S 1380	23,00	812,24	3"	400/3/50	120	16	60	70	GKO1820 MX+MY
S 1710	28,50	1006,47	3"	400/3/50	220	16	60	70	GKO2700 MX+MY
S 2220	37,00	1306,64	3"	400/3/50	170	16	60	70	GKO2700 MX+MY
S 2664	44,40	1567,97	DIN 100	400/3/50	250	16	60	70	-
S 3132	52,20	1843,43	DIN 100	400/3/50	200	16	60	70	-
S 4068	67,80	2394,33	DIN 100	400/3/50	220	16	60	70	-
S 4680	78,00	2754,54	DIN 100	400/3/50	200	16	60	70	-
S 5580	93,00	3284,26	DIN 150	400/3/50	230	16	60	70	-
S 6300	105,00	3708,04	DIN 150	400/3/50	220	16	60	70	-
S 7200	120,00	4237,76	DIN 150	400/3/50	220	16	60	70	-
S 8400	140,00	4944,05	DIN 200	400/3/50	220	16	60	70	-
S 10000	166,67	5885,90	DIN 200	400/3/50	220	16	60	70	-

Kapasiteler 1 bar giriş basıncı ve 20 °C ortam sıcaklığı referans alınarak ISO 1217:2009 Ek C' ye göre belirtilmiştir. Çiğlenme noktası +3 °C'dir.

ODR Serisi Kurutucular İçin Düzeltme Faktörleri								
Hava Giriş Sıcaklığı °C	30	35	40	45	50	60	-	-
F1	1,29	1	0,92	0,78	0,65	0,45	-	-
Ortam Sıcaklığı °C	20	25	30	35	40	50	-	-
F2	1,05	1	0,98	0,93	0,84	0,7	-	-
Basınç Bar	4	6	7	8	10	12	14	16
F3	0,8	0,94	1	1,04	1,11	1,16	1,22	1,25
Düzeltme Formülü: Kompresörün Hava Kapasitesi/F1/F2/F3= Kurutucu Kapasitesi								

Chemical Air Dryers Dew Point - 40°C - 20 Bar



In Regenerative Systems:

The material used reaches saturation with moisture after a certain period. Materials are renewed (regenerated) by applying heat or pressure difference, thus ensuring continuous use.

Application Areas:

Compressed Air Systems: Moisture removal in compressors.
 Industrial Production: Moisture control in the food, chemical, and textile industries.
 Storage: Protection of electronics, pharmaceuticals, and sensitive materials.
 These devices prevent moisture-induced corrosion, mold, and system failures.

Chemical air dryers are devices that reduce the relative humidity of an environment by removing moisture from the air. These systems typically capture moisture physically or chemically using hygroscopic (moisture-absorbing) materials. They are commonly preferred in sensitive industrial applications.

How it Works:

Chemical air dryers work with special materials to absorb or bind water vapor from the air:

Moisture-Absorbing Materials:

Silica Gel: Physically absorbs moisture from the air.

Calcium Chloride: Chemically binds water vapor and forms a solution.

Activated Alumina or Molecular Sieves: Capture water molecules with a high surface area.

Process:

Moist air passes through the dryer. The hygroscopic material absorbs or binds the moisture in the air through a chemical reaction. Drier air is directed to the outlet.



TECHNICAL TABLE FOR CHEMICAL AIR DRYERS

MODEL	Kapasite		Filtre Seti	Bağlantı Çapı	Voltaj V / Hz	Çiğlenme Noktası (°C)	Ölçüler (mm)	Ağırlık (kg)
	m ³ /dk	m ³ /sa						
S 3	0.08	5	GKO20 M X-M Y-MP	1/2"	230V / 50-60 Hz	-40	320x310x560	15
S 5	0.16	10	GKO20 M X-M Y-MP	1/2"	230V / 50-60 Hz	-40	320x310x640	17
S 10	0.33	20	GKO20 M X-M Y-MP	1/2"	230V / 50-60 Hz	-40	320x310x910	23
S 15	0.41	25	GKO25 M X-M Y-MP	1/2"	230V / 50-60 Hz	-40	320x370x800	25
S 20	0.58	35	GKO50 M X-M Y-MP	1/2"	230V / 50-60 Hz	-40	320x370x1100	35
S 25	0.75	45	GKO50 M X-M Y-MP	1/2"	230V / 50-60 Hz	-40	320x370x1250	41
S 30	0.83	50	GKO50 M X-M Y-MP	1/2"	230V / 50-60 Hz	-40	320x370x1500	46
S 40	1.16	70	GKO100 M X-M Y-MP	1 1/2"	230V / 50-60 Hz	-40	430x430x1250	71
S 50	1.41	85	GKO100 M X-M Y-MP	1 1/2"	230V / 50-60 Hz	-40	430x430x1400	78
S 60	1.66	100	GKO100 M X-M Y-MP	1 1/2"	230V / 50-60 Hz	-40	430x430x1750	92
S 75	2.16	130	GKO150 M X-M Y-MP	1 1/2"	230V / 50-60 Hz	-40	570x430x1300	117
S 100	2.83	170	GKO150 M X-M Y-MP	1 1/2"	230V / 50-60 Hz	-40	570x430x1450	130
S 120	3.33	200	GKO150 M X-M Y-MP	1 1/2"	230V / 50-60 Hz	-40	570x430x1750	152
S 180	5.00	300	GKO200 M X-M Y-MP	1 1/2"	230V / 50-60 Hz	-40	710x430x1500	185
S 240	6.66	400	GKO250 M X-M Y-MP	1 1/2"	230V / 50-60 Hz	-40	850x430x1500	236

Düzeltilme Katsayısı													
(Bar g)	4,5	5	6	7	8	9	10	11	12	13	14	15	16
Faktör F1	0,69	0,75	0,80	1	1,12	1,25	1,37	1,5	1,62	1,74	1,87	1,99	2,11
Giriş Sıcaklığı (°C)	20	25	30	35	40	45	50	-	-	-	-	-	-
Faktör F2	1	1	1	1	0,8	0,73	0,59	-	-	-	-	-	-

Yüksek verimli en uygun modeli bulmak için yukarıdaki tablodaki debi miktarını çalışma basıncına denk gelen düzeltme faktörü ile çarpınız.

Çiğlenme Noktası : -40 °C
Normal Giriş Sıcaklığı : 35 °C
Normal Çalışma Basıncı : 7 bar
Maksimum Giriş Sıcaklığı : 50 °C
Maksimum Çalışma Basıncı : 16 bar
Maksimum Ortam Sıcaklığı : 50 °C

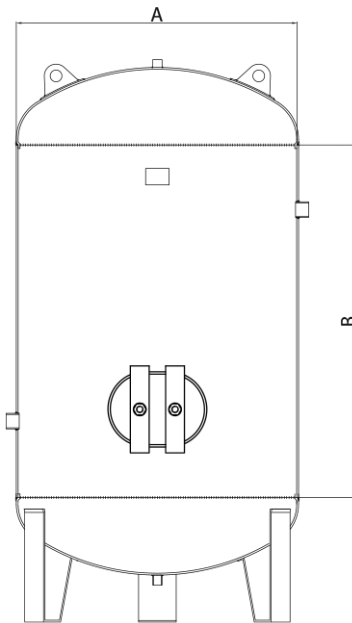


Compressed air tanks: 500 Lt - 1000 Lt - 2000 LtBar



Our standard product range includes horizontal or vertical tanks with volumes from 100 to 20,000 liters and pressures from 8 to 40 bar. Our production conforms to EN 13445, AD 2000, EN 286, and ASME sec VIII div 1, and is compliant with the relevant European Directive 97/23/EC and CE certified.

DESIGN CODES DIZAYN KODLARI	AD 2000
	EN 13445
	ASME SEC. VIII DIV.1
DESIGN PRESSURE DIZAYN BASINCI	10 / 16 / 40 Bar
TEST PRESSURE TEST BASINCI	15 / 24 / 60 Bar



PRODUCT CODE ÜRÜN KODU	VOLUME (LITERS) HACİM (LİTRE)	A (mm)	B (mm)	C (mm)
ST 100	100	323	1150	1600
ST 200	200	400	1500	1950
ST 300	300	550	1200	1760
ST 500	500	600	1500	2090
ST 750	750	750	1500	2130
ST 1000	1000	850	1500	2200
ST 1500	1500	1000	1500	2260
ST 2000	2000	1150	1500	2340
ST 3000	3000	1400	1500	2480
ST 4000	4000	1600	1500	2600
ST 5000	5000	1600	2000	3100
ST 6000	6000	1600	2500	3600
ST 8000	8000	1600	3500	4600
ST 10000	10000	1600	4500	5600
ST 10000	10000	1900	3000	4300
ST 15000	15000	2250	3000	4500
ST 20000	20000	2250	4500	6000

Above mentioned items are our standard products, please contact us for different sizes.
Standart ürünlerimiz dışındaki farklı ölçü talepleriniz için lütfen bizimle iletişime geçin.

Electric and Diesel Low Pressure Silo Compressors 2.5-3.5 Bar



Produced in two different types for truck-mounted and ground installation applications, the SB series stands out with its long lifespan in challenging conditions. SB series low-pressure silo compressors are available in two models: diesel engine and electric motor.

Standard Features

- High-efficiency special direct-coupled system developed for pneumatic conveying
- Specially ground ductile iron crankshaft
- Vibration-free operation provided by the specially balanced crankshaft
- Specially developed valve system
- Oil-filled air intake filter
- Special alloy aluminum piston
- Needle roller bearing system
- High-efficiency cooling system coupled to the crankshaft
- Star-delta control panel Final cooler

The Best Solution for Pneumatic Conveying Operations

SB series silo air compressors are designed to provide a high-quality and efficient air source for pneumatic conveying operations needed by the cement, flour, and chemical industries.

Portable Diesel Screw Compressors 7-10 Bar



mobile transport capability, these portable compressors offer various pressure options.

Engine Advantages

- Standard Kubota engine
 - Automatic adjustment of engine speed and air intake according to consumption
 - Use of a closed suction valve at startup ensures the engine remains stable when cold.
- ### Design and Equipment Advantages
- Balanced load distribution facilitates lifting and transport.
 - Superior compressed air quality with 3-stage oil separation
 - Electric diesel pump for full tank utilization and automatic ignition of the diesel circuit
 - Timed drain and holding tank optional

The Speedair portable compressor series is designed to provide efficient compressed air in applications requiring air pressure, such as construction sites without electricity, road works, land drilling, sandblasting, painting, and hydrofoiling. Distinguished by its ergonomic design, ease of use, compact structure, and

What is Compressed Air Management with Speedair?

Compressed air management is not just about producing air, but about delivering that air to the production line at the lowest cost and highest quality. Speedair automates this process for you with its advanced compressor technology, leaving you in complete control.

What Does the Speedair System Bring to Your Business?

Smart and Efficient Production: Speedair compressors sense your factory's instantaneous air needs. When your machines are running low, the system optimizes itself; during heavy use, it switches to full performance. This prevents unnecessary electricity consumption.

Advanced Onboard Control Panel: The high-resolution and user-friendly control panel on the compressor is the heart of the system. You can monitor pressure values, operating hours, and energy consumption directly from the machine in real-time without needing another device.

Precise Leak Monitoring: Air leaks in your system cause the compressor to run idle. The Speedair control panel helps you detect hidden leaks by allowing you to notice unusual pressure drops in the system.

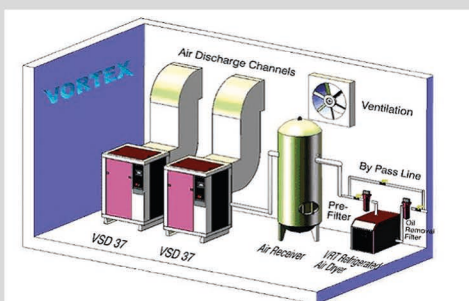
Ideal Pressure Stabilization: Operating at unnecessarily high pressure is a waste of energy. Speedair saves energy and extends the life of your machines by keeping your system within the most efficient pressure range you need.


Impeccable Air Quality: Speedair's integrated drying and filtration solutions remove moisture and oil from the air. The air going to your production line is always clean; this eliminates the risk of malfunctions in your pneumatic devices.

Smart Maintenance Reminder: The panel on the compressor informs you in advance of filter changes and general maintenance times. This prevents unexpected production stoppages and allows you to easily plan your maintenance schedule.

Saving on Waste Heat: Speedair technology allows you to recover the heat generated by the compressor during operation. You can maximize your energy efficiency by using this heat for factory heating or hot water production.

In short, Speedair is a smart solution partner that keeps electricity on your bill, air in your pipes, and control at your fingertips.





SpeedAir
Kompresör

İkitelli OSB Triko Center 9M Blok No:14 Başakşehir / İstanbul - TR

+90 (212) 486 32 71 +90 (212) 486 32 74

info@speedairkompresor.com www.speedairkompresor.com